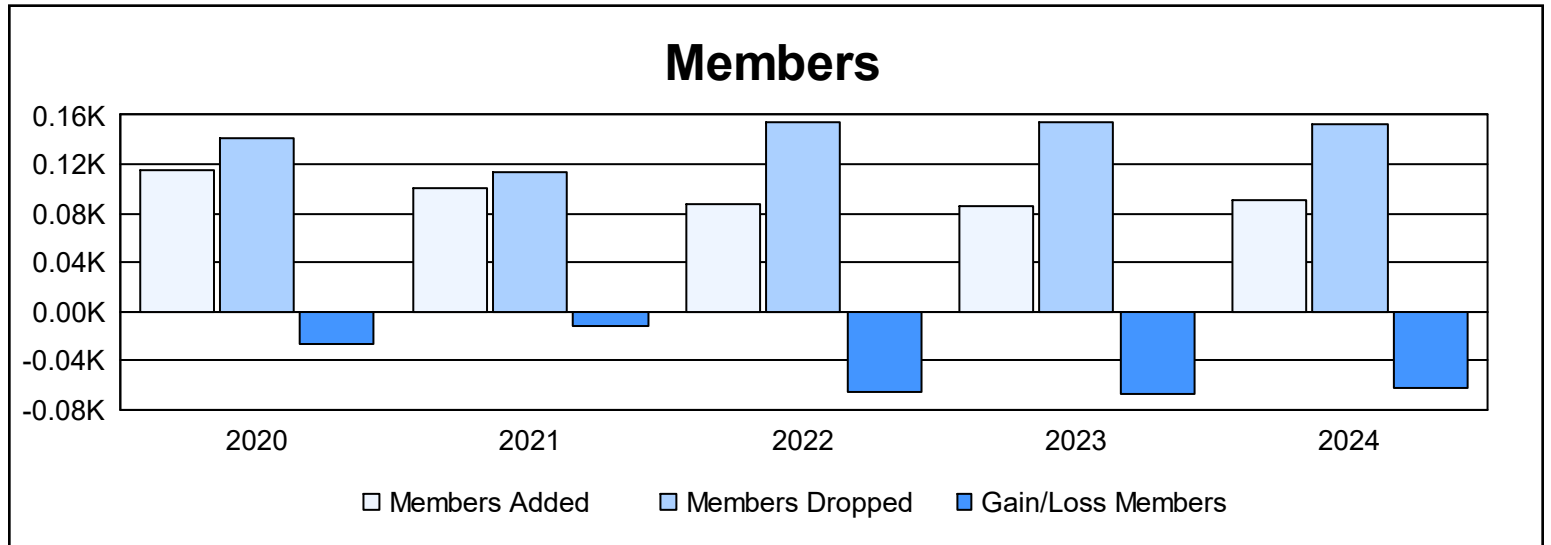
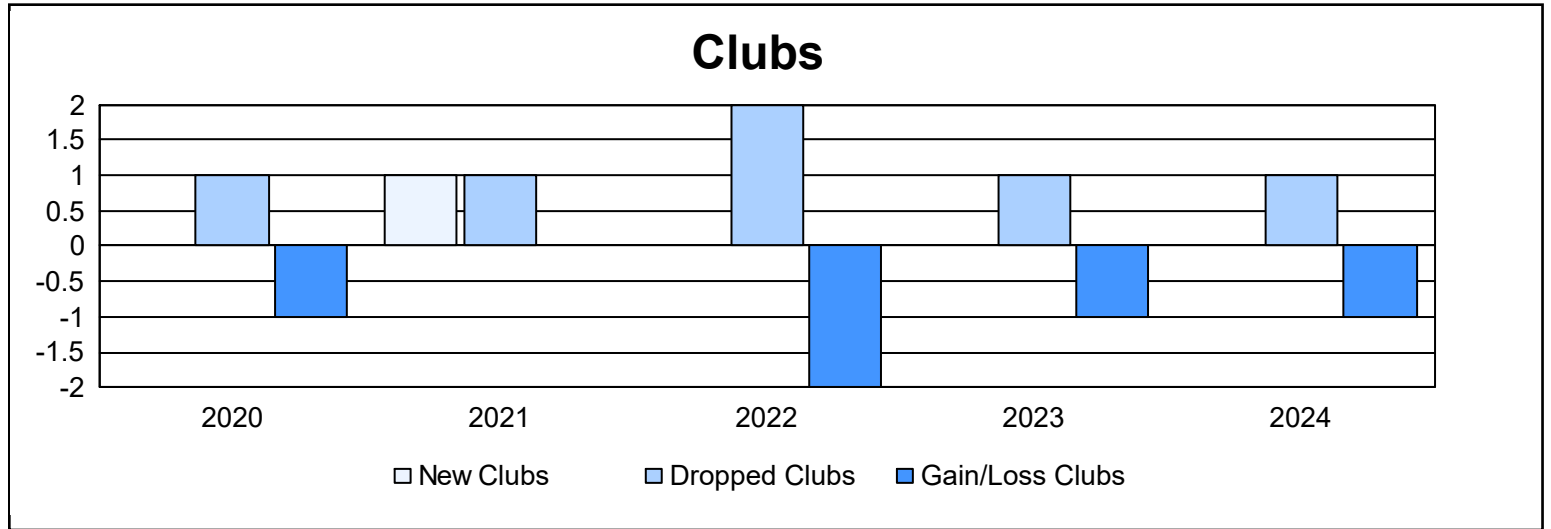
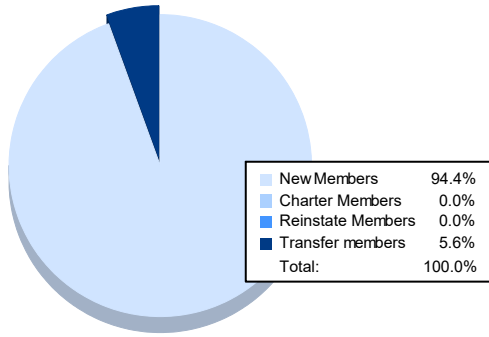


| Year | New Clubs | Dropped Clubs | Gain/ Loss Clubs | New Members | Charter Members | Reinstate Members | Transfer Members | Total Member Added | Total Members Dropped | Gain/ Loss Members |
|----------------|-----------|---------------|------------------|-------------|-----------------|-------------------|------------------|--------------------|-----------------------|--------------------|
| 2019-2020 | 0 | 1 | -1 | 84 | 1 | 1 | 29 | 115 | 142 | -27 |
| 2020-2021 | 1 | 1 | 0 | 64 | 20 | 3 | 14 | 101 | 113 | -12 |
| 2021-2022 | 0 | 2 | -2 | 71 | 0 | 1 | 16 | 88 | 154 | -66 |
| 2022-2023 | 0 | 1 | -1 | 77 | 0 | 0 | 9 | 86 | 154 | -68 |
| 2023-2024 | 0 | 1 | -1 | 85 | 0 | 0 | 5 | 90 | 152 | -62 |
| Average | 0 | 1 | -1 | 76 | 4 | 1 | 15 | 96 | 143 | -47 |



Membership Composition June 2024 Cumulative



Gender Composition June 2024 Cumulative

